


SELF INSPECTION SHEET

CONFIDENTIAL INFORMATION

This document and the information contemplated therein have to be considered as Confidential Information pursuant to the provisions of Clause 25 of the MSA, and treated as such.

APPLICATION REFERENCE

MOUNTING		DESCRIPTION	STATION	CAR TYPE						WORK INSTRUCTION	SAFETY ? 
				TC1	M4	M1	M2	M3	TC2		
<input type="checkbox"/>	DTR3-PROCE-06	INTERNAL WATERTIGHTNESS	FT1040	1	1	1	1	1	X	PRA.FT1040.05.V6	NO
<input type="checkbox"/>											
<input type="checkbox"/>											
<input type="checkbox"/>											
<input type="checkbox"/>											
<input type="checkbox"/>											
<input type="checkbox"/>											
<input type="checkbox"/>											

REV	DATE	MODIFICATION CONTENT	RESPONSIBLE	NAME	DATE
0	2017/07/10	ACCORDING TO IND-SAL-PRS-FRM-022_Rev_04 (LAPA)	APPROVER	THABISO KOMAKO	2017/07/30
			CHECKER	TANUSS MARCONDES	2017/07/30
			COMPILER	SELINA MADINGA	2017/07/10
1	2020/05/26	UPDATED EXPOSURE TIME FROM 20 MINUTES TO 40 MINUTES	APPROVER	VIASHEN SOOBARAMONEY	2020/05/26
			CHECKER	JOSHUA NEMANASHE	2020/05/26
			COMPILER	MUIMELELI TSHITHAVHANA	2020/05/26
2	2022/06/22	REMOVED AIR EXTRACTOR AS PER BASELINE 10.3	APPROVER	COLLINS MBHOMBHI	2022/06/22
			CHECKER	ALLONIA NKONWANA	2022/06/22
			COMPILER	VANESSA NTULI	2022/06/22

TUE	CAR	OPERATOR NAME	DATE	SELF INSPECTION NUMBER	PAGES
228	TC2	Thato	23/05/24	SI.FT1040.22	01/08

	<h2 style="margin: 0;">SELF INSPECTION INDUSTRIAL QUALITY</h2>	Rev. 02	Project: PRASA	<h1 style="margin: 0;">SI.FT1040.22</h1>
		DATE- 2022/06/22		



Safety Related

Work station:

FT1040

Car:


NCR:

I - Documentation and Instruments

I.1 - Documentation Control

Document	Type of car						Revision	Observation			Signature/Date
	TC1	M1	M2	M3	M4	TC2					
PRA.FT1040.05.V6						X		GOOD	✓	N/A	23/05/24








I.2 - Instruments Control




Monitoring and Measuring Instrument Control - Used for Special Process						
Instruments	Serial number	Calibration or Verification Validation Date			Signature/Date	
PRESSURE GAUGE	NA	NA	✓		23/05/24 	


II - Control Activities of Production

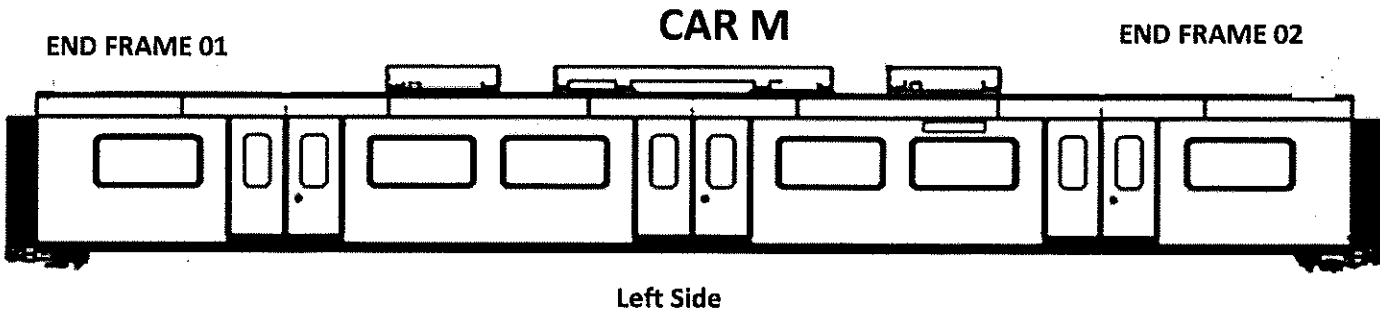
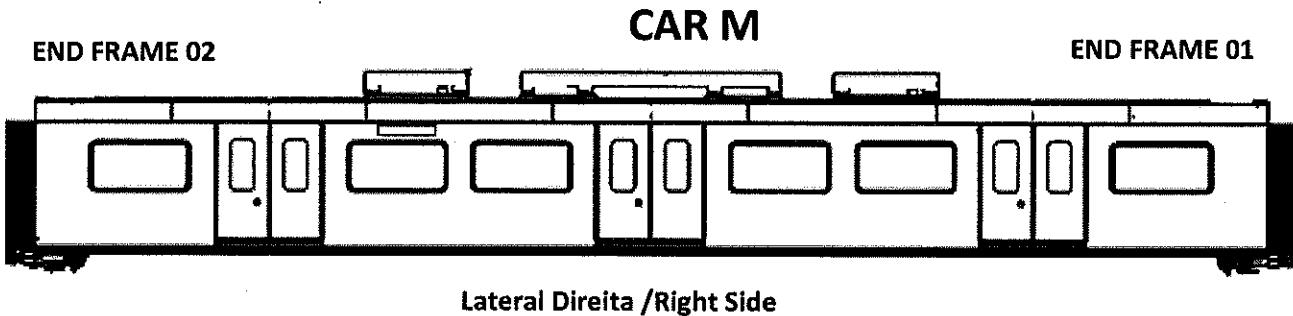
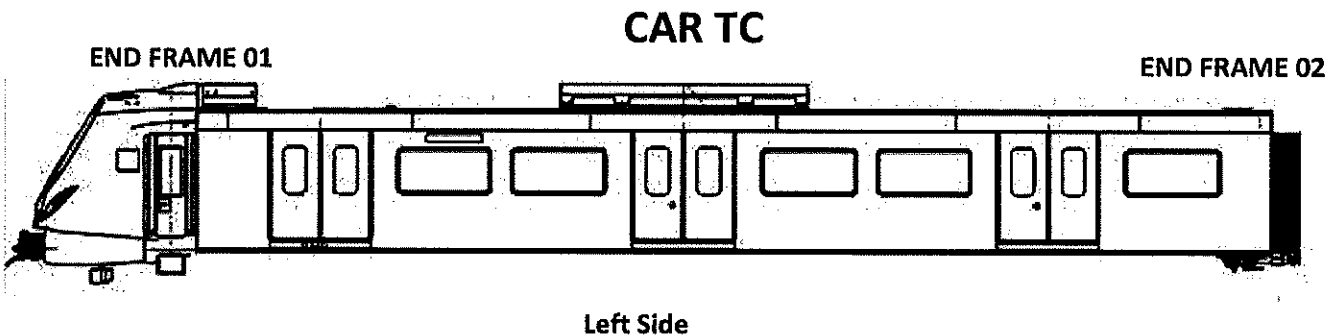
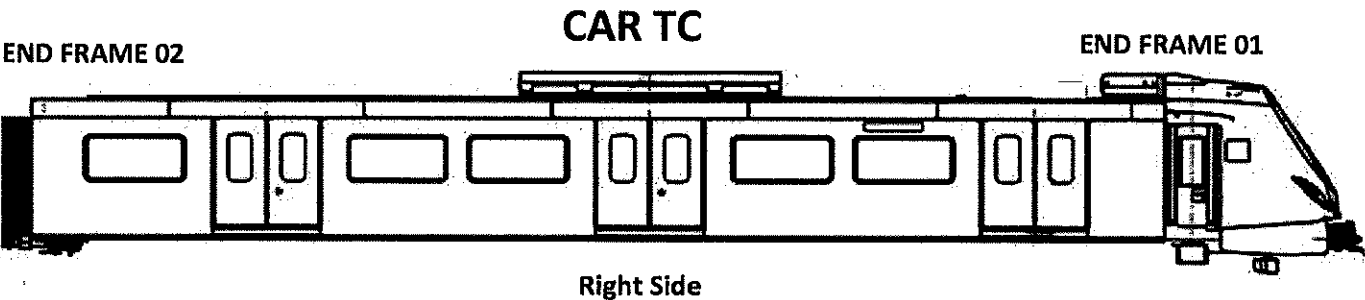
II.1 - Items to check

Item	Picture/Drawing	Description	Acceptance criteria / Record	OK	NOK	Rework	Signature/Date
01	-	Cleaning the Sector. SS program up-to-date	The waterproof floor and car floor must be clean. There must be no materials, parts in place that may fall into the tank.	✓			23/05/24
02	-	<p>Assembly according drawn or complementary documentation approved by ALSTOM engineering</p> <p>Parameters of the record:</p> <p>1. Water pressure: Specified: Minimum 4 + 1 / -0.5 bar. Found: <u>4.6</u> bar</p> <p>2. Exposure time: Specified: 40 minutes Attendance: <u>20</u> minutes</p>	There is no water retention in the roof or underframe. In any case, it shall be checked there that exists a clear drainage path on the roof to evacuate the water after the test.	✓			23/05/24

		SELF INSPECTION INDUSTRIAL QUALITY		Rev. 02	Project: PRASA	SI.FT1040.22	
				DATE- 2022/06/22			
03	-	<p>After the test check watertightness of the box</p> <p>The box is leakage free? NOTE: If they are detected leakage points the same must be recorded in the table and indicated its location in figures below (Pg 02; 03). Provide the correction of points and then re-test, according To item 5.2 of the Test Procedure. Not occurring points leakage, annul fields of item 11</p>	<p>There is no water retention in the roof or underframe. In any case, it shall be checked there that exists a clear drainage path on the roof to evacuate the water after the test.</p>	✓			 23/05/24
04	-	Windows	<p>Não deve haver vazamento entre a estrutura e a janela.</p> <p>There must be no water leakage between the structure and the window</p>	✓			 23/05/24
05	-	Hvac	<p>There must be no water leakage between the structure, supports, corrugation and drains</p>	✓			 23/05/24
06	-	Sidewall	<p>There must be no water leakage between the structure, window and doors</p>	✓			 23/05/24
07	-	Roof	<p>There must be no water leakage between the air extractor, corrugation, antennas and passage of cables</p>	✓			 23/05/24
08	-	End frames	<p>There must be no water leakage between the end frame and gangway.</p>	✓			 23/05/24

		SELF INSPECTION INDUSTRIAL QUALITY		Rev. 02	Project: PRASA	SI.FT1040.22		
				DATE- 2022/06/22				
09	-	Cabin junction	There must be no water leakage between the cabin, sidewall and roof	✓				 23/05/24
10	-	Windscreen	There must be no water leakage between the Windscreen and the mask.	✓				 23/05/24

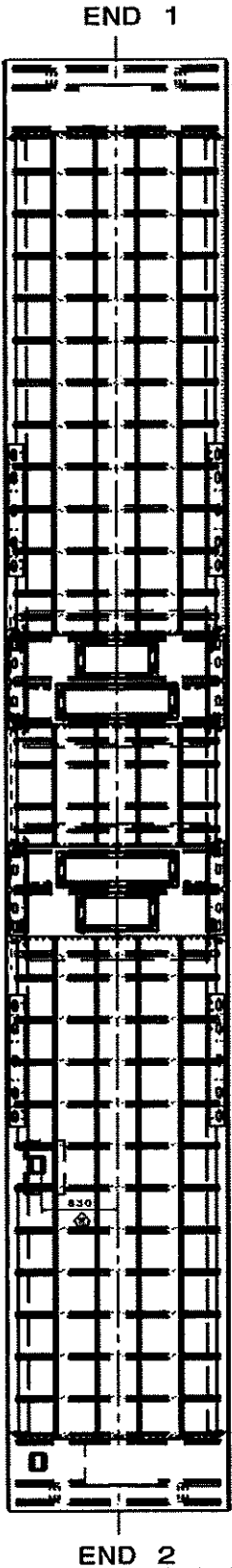
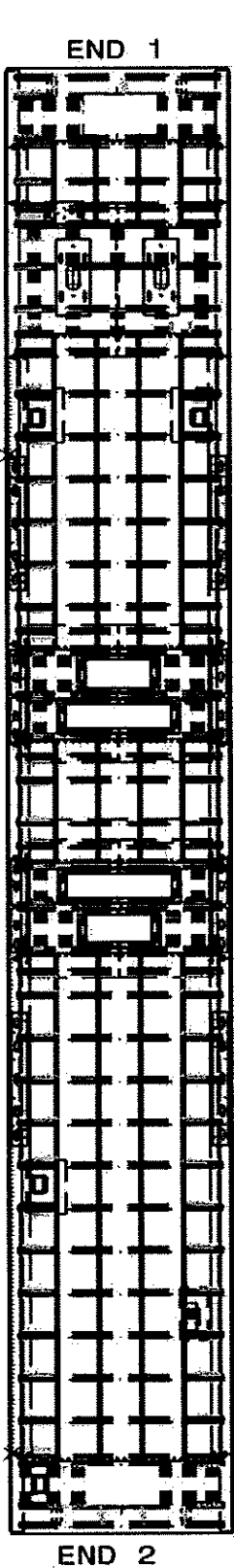

		SELF INSPECTION INDUSTRIAL QUALITY		Rev. 02	Project: PRASA	SI.FT1040.22
				DATE- 2022/06/22		
ITEM	AP Leaks	Description Leaks and correction of action	Ver	Ass	Signature/Date	
11						



TC

M1 and M2


M3 and M4



Item	Description of the Issue		Signature/Date

[illegible]

Check List Items						
Item	Picture/Drawing	Description	Criteria /Record	OK		Signature/Date
01	N/A	To complete REX	There should be not panding items in the REX			

	SELF INSPECTION INDUSTRIAL QUALITY		Rev. 02	Project: PRASA	SI.FT1040.22
			DATE- 2022/06/22		

Self Inspection - Final Result

Is the car good to advance to the next workstation? (Required the approval of EPU Manager and Quality Control)				DATE	NAME	SIGNATURE
HOLD POINT			If activities are not complete, the missing activities must not impact the next stage!	23/05/24	Operations Manager <i>Thao</i>	<i>Thao</i>
			(Every auto inspection performed conforms to specification or in case of divergence the same is approved by the competent party.)	23/05/2024	Industrial Quality <i>Michael</i>	<i>Michael</i>
			There are activities pendings that impact/stop the activities of the next process Obs: (To describe problems below)		Operations Manager	
			There are non-conformities impact the quality of the product and there is no corrective action defined yet))		Industrial Quality	

In case of "NO GO", describe blocking problems

In case of "NO GO", the operations manager must define below action plan to ensure "GO":

Item	Description	Action	Responsible	Due Date	Status

Operations Manager/ Team Leader

Quality Manager/ Team Leader